

P O W E R  
- I N G ●  
T O M O -  
R R O W ●



☎ 86 755-2747-1900 📠 86 755-2747-2131

SHENZHEN GROWATT NEW ENERGY CO.,LTD.  
4-13/F, Building A, Sino-German (Europe) Industrial Park,  
Hangcheng Blvd, Bao'an District, Shenzhen, China



🔍 Growatt New Energy

GR-CA-006-09

Global Leading  
Distributed  
Energy  
Solution Provider



2024

**G**ROWATT



# SERVICE SUPPORT

## ONLINE SMART SERVICE

Growatt has developed the Online Smart Service (OSS) system, which enables installers, integrators and EPCs to manage and maintain their solar plants remotely and intelligently for improved service efficiency, customer satisfaction and reduced O&M costs.



## PROFESSIONAL TRAINING

As a global leading distributed energy solution provider, we provide in-depth education and training in the latest energy technologies, product installation, system monitoring, troubleshooting techniques, etc. Customers can access online training resources on our YouTube channel or attend our webinars and in-person events for an engaging learning experience.



## CONTACT US

### Headquarters

Sales

info@ginverter.com

+86 755 2747 1900

Service

service@ginverter.com

+86 755 2747 1942

### Germany

Service

service.de@growatt.com

+49 1525 2887034

### Hungary

Service

customerservice@eu-solar.hu

+36 70 907 0820

### Italy

Service

service@growatt.it

+39 0758087212

### Poland

Service

serwis@growatt.pl

+48327299 918

### United Kingdom

Service

service.uk@growatt.com

+44 02085006618

### Netherlands

Service

service.nl@ginverter.com

+31(0)85 040 9967

### Spain

service

service.es@growatt.com

+34 915 998 313

### Turkey

Service

servisagrowatt-tr.com

+90312 39471 00

### United States

Service

usaservice@ginverter.com

+1 (866) 686-0298

### Australia

Service

australia@ginverter.com

+61 1800 476 928

# COMPANY PROFILE

Growatt was established in 2011 by a group of pioneers in the global PV industry with a vision to build a green and sustainable future. Specializing in sustainable energy generation, storage and consumption, as well as energy digitalization, we design, develop and manufacture PV inverters, energy storage products, EV chargers, smart energy management system and others.



Highly regarded by customers worldwide, Growatt ranks among the top 4 PV inverter suppliers globally, according to S&P Global Commodity Insights and Wood Mackenzie. Specifically, we hold the leading position as the world's No.1 supplier of residential inverters and the top four hybrid inverter suppliers in terms of shipment volume.

Since our establishment, Growatt has been committed to continuous technology innovations. With a well-established R&D platform and a R&D team of more than 1,100 professionals, we constantly introduce new upgrades and innovations in the energy efficiency, functional safety and intelligent solutions of inverter, energy storage and EV charging applications. Till now, we have obtained more than 167 patents.

At Growatt, we hold ourselves to comprehensive and strict engineering and quality control standards. From design to manufacturing, we have implemented a comprehensive and rigorous system to ensure high level of quality, reliability and performance. We have received 'All Quality Matters Awards' by TÜV Rheinland for our C&I inverters — MAX 80KTL3 MV and MAX 125KTL3-X LV as well as battery storage solution — ARK Battery System for achieving first-rate performance in numerous safety and reliability tests.

Committed to 'glocalization', Growatt has set up 42 representative sites worldwide to provide localized service support with a combination of online and offline support. We have developed the Online Smart Service (OSS) system that enables installers, integrators and EPCs to manage and maintain their solar plants remotely and intelligently.

To date, Growatt's business spans across over 180 countries and regions. We work with thousands of local partners to establish robust distribution and logistics networks, ensuring convenient access to our product portfolios for global customers.

# 2024

# 2011



**3,100,000+**  
Inverters

**400,000+**  
Battery Packs

Annual Production Capacity



**180+**

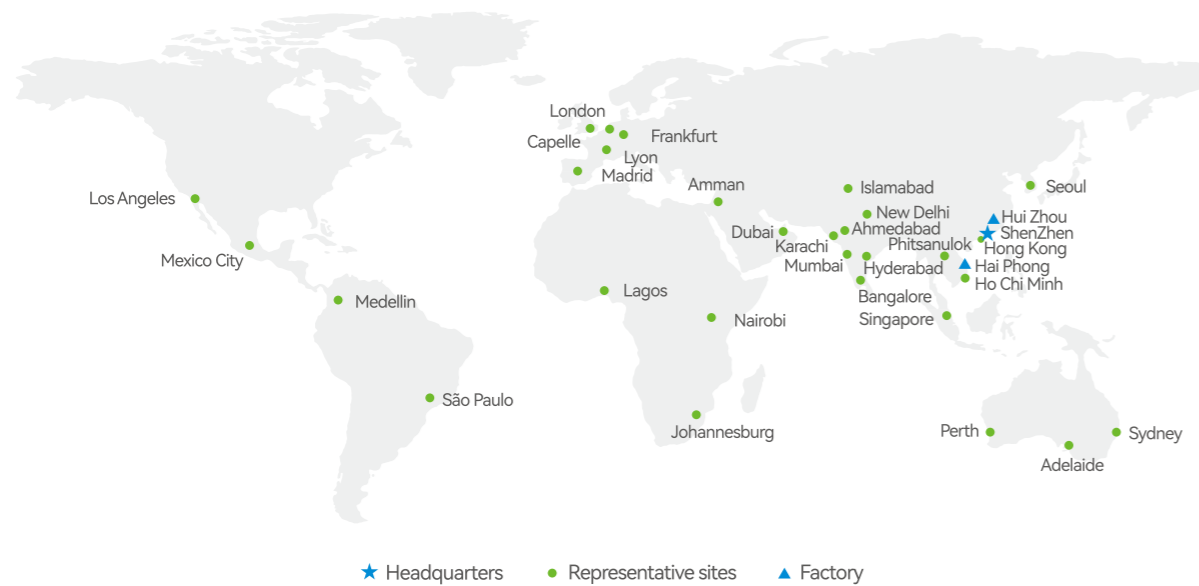
Countries With Installed Systems

# OUR STRENGTH IN DATA

-  **42+**  
Representative Sites
-  **180+**  
Countries With Installed Systems
-  **2.1M+**  
Cloud Platform Users

-  **1,100+**  
R&D Engineers
-  **167+**  
Patents Obtained

## GLOBAL NETWORK



# HONORS & AWARDS

-  **GLOBAL NO.1**  
Residential Inverter Supplier
-  **GLOBAL TOP4**  
PV Inverter Supplier
-  **GLOBAL TOP4**  
Hybrid Inverter Supplier

\*Source: S&P Global Commodity Insights, Wood Mackenzie

-  **TÜVRheinland**  
Precisely Right.  
All Quality Matters Award  
MAX 125KTL3-X LV  
MAX 80KTL3 MV
-  **TÜVRheinland**  
Precisely Right.  
All Quality Matters Award  
ARK Battery System
-  **PV Magazine AWARD 2020**  
PUBLISHERS PICK  
PV Magazine Award  
MIN 2500-6000TL-XH
-  **PV Magazine AWARD 2022**  
PUBLISHERS PICK  
PV Magazine Award  
APX HV Battery

## TOP BRAND PV AWARDS

### EUROPE



### AFRICA



### AMERICAS



### APAC





# GROWATT SMART PHOTOVOLTAIC SOLUTIONS



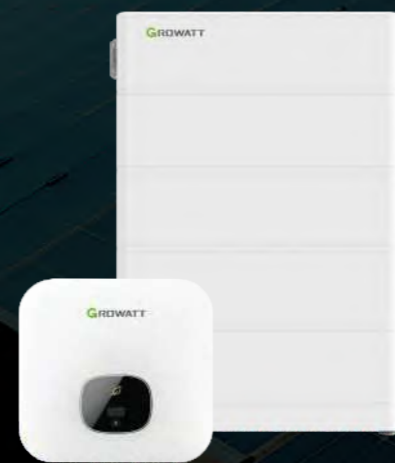
Residential on-grid inverters



Commercial on-grid inverters



Large commercial and utility grade on-grid inverters



Residential storage solutions



Commercial storage solutions



Monitoring solutions



# MIC 750~3300 TL-X



- Maximum efficiency of 97.6%
- Compact design
- Touch key& OLED display
- Flexible monitoring options
- AFCI function ready

Datasheet	MIC 750TL-X	MIC 1000TL-X	MIC 1500TL-X	MIC 2000TL-X	MIC 2500TL-X	MIC 3000TL-X	MIC 3300TL-X
<b>Input data (DC)</b>							
Max. recommended PV power (for module STC)	1050W	1400W	2100W	2800W	3500W	4200W	4290W
Max. DC voltage	500V	500V	500V	500V	550V	550V	550V
Start voltage	50V	50V	50V	50V	80V	80V	80V
Nominal voltage	120V	180V	250V	360V	360V	360V	360V
MPP voltage range	50V-500V	50V-500V	50V-500V	50V-500V	65V-550V	65V-550V	65V-550V
No. of MPP trackers	1						
No. of PV strings per MPP tracker	1						
Max. input current per MPP tracker	13A						
Max. short-circuit current per MPP tracker	16A						
<b>Output data (AC)</b>							
AC nominal power	750W	1000W	1500W	2000W	2500W	3000W	3300W
Max. AC apparent power	750VA	1000VA	1500VA	2000VA	2500VA	3000VA	3300VA
Nominal AC voltage (range*)	230V (180-280V)						
AC grid frequency (range*)	50/60 Hz (45-55Hz/55-65 Hz)						
Max. output current	3.6A	4.8A	7.1A	9.5A	11.9A	14.3A	14.3A
Adjustable power factor	0.8leading...0.8lagging						
THDi	<3%						
AC grid connection type	Single phase						
<b>Efficiency</b>							
Max. efficiency	97.4%	97.4%	97.4%	97.4%	97.6%	97.6%	97.6%
European efficiency	96.5%	96.5%	97.0%	97.0%	97.0%	97.1%	97.1%
MPPT efficiency	99.9%						
<b>Protection devices</b>							
DC reverse polarity protection	Yes						
DC switch	Yes						
AC/DC surge protection	Type III / Type III						
Insulation resistance monitoring	Yes						
AC short-circuit protection	Yes						
Ground fault monitoring	Yes						
Grid monitoring	Yes						
Anti-islanding protection	Yes						
Residual-current monitoring unit	Yes						
AFCI protection*	Yes						
<b>General data</b>							
Dimensions (W / H / D)	274/254/138mm						
Weight	6kg	6kg	6kg	6kg	6.2kg	6.2kg	6.2kg
Operating temperature range	-25°C ... +60°C						
Nighttime power consumption	< 0.5W						
Topology	Transformerless						
Cooling	Natural convection						
Protection degree	IP65						
Relative humidity	0-100%						
Altitude	4000m						
DC connection	H4/MC4(Optional)						
AC connection	Connector						
Display	OLED+LED/WIFI+APP						
Interfaces: RS485/USB/Wi-Fi/GPRS/RF/LAN	Yes/Yes/Optional/Optional/Optional/Optional						
Warranty:10 years	Yes						

CE, AS 4777, AS/NZS 3100, CEI 0-21, VDE-AR-N 4105, VDE 0126-1-1, VFR 2019, EN 50549, IEC 60068, IEC 61683, IEC 62116, IEC 61727, INMETRO, G98, C10/C11, UNE 217001, UNE 206007, PO12.2

\* The AC voltage and frequency range may vary depending on specific country grid standard. All specifications are subject to change without notice.

\* AFCI function need to be activated after installation.



# MIN 2500~6000 TL-XH



- Max. efficiency 98.4%
- Dual MPP trackers
- Type II SPD on DC side
- Active Arcing Protection
- Battery ready, future proof
- 24h self-consumption monitoring



## GROWATT · PRODUCT

Datasheet	MIN 2500TL-XH	MIN 3000TL-XH	MIN 3600TL-XH	MIN 4200TL-XH	MIN 4600TL-XH	MIN 5000TL-XH	MIN 6000TL-XH
<b>Input data (DC)</b>							
Max. recommended PV power (for module STC)	5000W	6000W	7200W	8400W	9200W	10000W	10000W
Max. DC voltage	500V	500V	550V	550V	550V	550V	550V
Start voltage	100V						
Nominal voltage	360V						
MPP voltage range	70V-500V	70V-500V	70V-550V	70V-550V	70V-550V	70V-550V	70V-550V
Full load voltage range	95V-450V	115V-450V	140V-500V	160V-500V	180V-500V	190V-500V	230V-500V
No. of MPP trackers/strings per MPP tracker	2/1						
Max. input current per MPP tracker	13.5A						
Max. short-circuit current per MPP trackers	16.9A						
<b>Input data (DC battery)</b>							
Compatible battery	ARK XH Battery System (5.12kWh~17.9kWh)						
Operating voltage range	360-500V			360-550V			
Max. operating current	17A						
Max. charge power	6000W						
Max. discharge power	2500W	3000W	3600W	4200W	4600W	5000W	6000W
<b>Output data (AC)</b>							
AC nominal power	2500W	3000W	3600W	4200W	4600W	5000W	6000W
Max. AC apparent power	2500VA	3000VA	3600VA	4200VA	4600VA	5000VA	6000VA
Nominal AC voltage (range*)	220/230V (160-276V)						
AC grid frequency (range*)	50/60 Hz (45-55Hz/55-65 Hz)						
Max. output current	11.3A	13.6A	16A	19A	20.9A	22.7A	27.2A
Adjustable power factor	0.8leading...0.8lagging						
THDi	<3%						
AC grid connection type	Single phase						
<b>Output data (Backup*)</b>							
Max. apparent power	2500VA	3000VA	3600VA	4200VA	4600VA	5000VA	6000VA
Nominal AC voltage	220/230V						
AC grid frequency	50/60Hz						
<b>Efficiency</b>							
Max. efficiency	98.2%	98.2%	98.2%	98.4%	98.4%	98.4%	98.4%
European efficiency	97.1%	97.1%	97.2%	97.2%	97.5%	97.5%	97.5%
MPPT efficiency	99.9%						
<b>Protection devices</b>							
DC reverse polarity protection	Yes						
DC switch	Yes						
DC/AC surge protection	Type II/Type III						
Insulation resistance monitoring	Yes						
AC short-circuit protection	Yes						
Ground fault monitoring	Yes						
Grid monitoring	Yes						
Anti-islanding protection	Yes						
Residual-current monitoring unit	Yes						
AFCI protection*	Yes						
<b>General data</b>							
Dimensions (W / H / D)	375/350/160mm						
Weight	10.8kg						
Operating temperature range	-25°C ... +60°C						
Altitude	4000m						
Self-Consumption night	<3W						
Topology	Transformerless						
Cooling	Natural convection						
Protection degree	IP65						
Relative humidity	0%~100%						
DC connection	H4/MC4(Optional)						
AC connection	Connector						
Display	OLED+LED/WIFI+APP						
Interfaces: RS485/USB/Wi-Fi/GPRS/RF/LAN	Yes/Yes/Optional/Optional/Optional/Optional						
Warranty:10 years	Yes						

CE, IEC 62109, AS/NZS 4777.2, CEI 0-21, VDE-AR-N 4105, VDE 0126-1-1, VFR 2019, EN 50549, IEC 62116, IEC 61727, G98/G99, UNE 217001, UNE 206007, PO12.2

\* The AC voltage and frequency range may vary depending on specific country grid standard. All specifications are subject to change without notice.

\* Backup power function need a Backup Box accessory.

\* AFCI function need to be activated after installation.



# MOD 3~10K TL3-XH(BP)



- Battery ready, future proof
- Dual MPP Trackers
- Type II SPD on DC and AC side
- Active Arcing Protection
- 24h self-consumption monitoring

## GROWATT · PRODUCT

Datasheet	MOD 3000TL3-XH	MOD 4000TL3-XH	MOD 5000TL3-XH	MOD 6000TL3-XH	MOD 7000TL3-XH	MOD 8000TL3-XH	MOD 9000TL3-XH	MOD 10KTL3-XH
<b>Input data (DC)</b>								
Max. recommended PV power (for module STC)	6000W	8000W	10000W	12000W	14000W	16000W	18000W	20000W
Max. DC voltage	1100V							
Start voltage	160V							
Nominal voltage	600V							
MPPT voltage range	140V-1000V							
No. of MPP trackers/strings per MPP tracker	2/1							
Max. input current per MPP tracker	16A							
Max. short-circuit current per MPP tracker	20A							
<b>Input data (DC battery)</b>								
Compatible battery	APX HV Battery System (5kWh-30kWh)							
Operating voltage range	600 V-950 V							
Max. operating current	11A				18.5A			
Max. charge power	6000W				10000W			
Max. discharge power	3300W	4400W	5500W	6600W	7700W	8800W	9900W	11000W
<b>Output data (AC)</b>								
AC nominal power	3000W	4000W	5000W	6000W	7000W	8000W	9000W	10000W
Max. AC apparent power	3300VA	4400VA	5500VA	6600VA	7700VA	8800VA	9900VA	11000VA
Nominal AC voltage (range*1)	220V/380V, 230V/400V (340-440V)							
AC grid frequency (range*1)	50/60 Hz (45-55Hz/55-65 Hz)							
Max. output current	5.0A	6.7A	8.3A	10.0A	11.7A	13.3A	15.0A	16.7A
Adjustable power factor	0.8leading...0.8lagging							
THDi	<3%							
AC grid connection type	3W+N+PE							
<b>Output data (Backup*2)</b>								
Max. apparent power	3000VA	4000VA	5000VA	6000VA	7000VA	8000VA	9000VA	10000VA
Nominal AC voltage	230V/400V							
AC grid frequency	50/60Hz							
<b>Efficiency</b>								
MAX. efficiency	98.3%	98.3%	98.3%	98.3%	98.6%	98.6%	98.6%	98.6%
European efficiency	97.5%	97.5%	97.5%	97.5%	98.1%	98.1%	98.1%	98.1%
MPPT efficiency	99.9%							
<b>Protection devices</b>								
DC reverse polarity protection	Yes							
DC Switch	Yes							
AC/DC surge protection	Type II / Type II							
Insulation resistance monitoring	Yes							
AC short-circuit protection	Yes							
Ground fault monitoring	Yes							
Grid monitoring	Yes							
Anti-islanding protection	Yes							
Residual-current monitoring unit	Yes							
String fault monitoring	Yes							
AFCI protection*3	Yes							
<b>General data</b>								
Dimensions (W / H / D)	425/387/147mm	425/387/147mm	425/387/147mm	425/387/147mm	425/387/178mm	425/387/178mm	425/387/178mm	425/387/178mm
Weight	12.5kg	12.5kg	12.5kg	12.5kg	14kg	14kg	14kg	14kg
Operating temperature range	-25°C ... +60°C							
Nighttime power consumption	< 5.5W							
Topology	Transformerless							
Cooling	Natural convection							
Protection degree	IP66							
Relative humidity	0~100%							
Altitude	4000m							
DC connection	H4/MC4(Optional)							
AC connection	Connector							
Display	OLED+LED/WIFI+APP							
Interfaces: USB/RS485/WiFi /GPRS/LAN/RF	Yes/Yes/Optional/Optional/Optional/Optional							
Warranty:10 years	Yes							

CE, VDE 0126, Greece, EN 50549, C10/C11, VFR 2019, IEC 62116, IEC 61727, IEC 60068, IEC 61683, CEI 0-21, N 4105, TOR Erzeuger G98/G99, G100, AS 4777, UNE 217001, UNE 206007, PO12.2

\*1 The AC voltage range and frequency range may vary depending on specific country grid standard. All specifications are subject to change without notice.

\*2 The backup function is ready for the BP version with Backup label by using the SYN 50-XH-30 device.

\*3 AFCI function need to be activated after installation.



# MID 11~30K TL3-XH



- Battery ready, up to 30kW
- DC/AC ratio up to 2
- AFCI function ready
- Type II SPD on DC and AC side
- 24h self-consumption monitoring

## GROWATT · PRODUCT

Datasheet	MID 11KTL3-XH	MID 12KTL3-XH	MID 13KTL3-XH	MID 15KTL3-XH	MID 17KTL3-XH	MID 20KTL3-XH	MID 25KTL3-XH	MID 30KTL3-XH
<b>Input data (DC)</b>								
Max. recommended PV power (for module STC)	22000W	24000W	26000W	30000W	34000W	40000W	50000W	60000W
Max. DC voltage	1100V							
Start voltage	200V							
Nominal voltage	600V							
MPPT voltage range	160V-1000V							
No. of MPP trackers	2	2	2	2	2	2	3	3
No. of PV strings per MPP tracker	2							
Max. input current per MPP tracker	32A							
Max. short-circuit current per MPP tracker	40A							
<b>Input data (DC battery)</b>								
Compatible battery	APX HV Battery System (5kWh~60kWh)							
Operating voltage range	600 V-980 V							
Max. operating current	25A/25A*1							
Max. charge power	15000W or 30000W*2							
Max. discharge power	11000W	12000W	13000W	15000W	17000W	20000W	25000W	30000W
<b>Output data (AC)</b>								
AC nominal power	11000W	12000W	13000W	15000W	17000W	20000W	25000W	30000W
Max. AC apparent power	12100VA	13200VA	14300VA	16500VA	18700VA	22000VA	27500VA	30000VA
Nominal AC voltage (range*)	220V/380V, 230V/400V (340-440V)							
AC grid frequency (range*)	50/60 Hz (45-55Hz/55-65 Hz)							
Max. output current	18.3A	20A	21.7A	25A	28.3A	33.3A	41.6A	45.5A
Adjustable power factor	0.8leading...0.8lagging							
THDi	<3%							
AC grid connection type	3W+N+PE							
<b>Output data (Backup*3)</b>								
Max. apparent power	11kVA	12kVA	13kVA	15kVA	17kVA	20kVA	25kVA	30kVA
Maximum output current	16.7A	18.2A	19.7A	22.7A	25.8A	30.3A	37.9A	45.5A
Nominal AC voltage	220V/380V230V/400V							
<b>Efficiency</b>								
Max. efficiency	98.75%				98.80%			
European efficiency	98.5%							
MPPT efficiency	99.9%							
<b>Protection devices</b>								
DC reverse polarity protection	Yes							
DC Switch	Yes							
AC/DC surge protection	Type II / Type II							
Insulation resistance monitoring	Yes							
AC short-circuit protection	Yes							
Ground fault monitoring	Yes							
Grid monitoring	Yes							
Anti-islanding protection	Yes							
Residual-current monitoring unit	Yes							
String fault monitoring	Yes							
AFCI protection*4	Yes							
<b>General data</b>								
Dimensions (W / H / D)	579/433/217.5mm							
Weight	29.5kg	29.5kg	29.5kg	29.5kg	29.5kg	29.5kg	30kg	30kg
Operating temperature range	-25°C ... +60°C							
Nighttime power consumption	<5.5W							
Topology	Transformerless							
Cooling	Smart air cooling							
Protection degree	IP66							
Relative humidity	0~100%							
Altitude	4000m							
DC connection	H4/MC4(Optional)							
AC connection	Cable gland+OT terminal							
Display	OLED+LED/WIFI+APP							
Interfaces: USB/RS485/WIFI/4G/LAN/RF	Yes/Yes/Optional/Optional/Optional/Optional							
Warranty: 5years / 10 years	Yes/Optional							
CE, VDE 0126, Greece, EN 50549-1, C10/C11, VFR 2019, IEC 62116, IEC 61727, IEC 60068, IEC 61683, CEI 0-21, N 4105, TOR Erzeuger G98/G99, G100, AS 4777, UNE 217001, UNE 206007, PO12.2								

\* 1 Inverter with 2 battery ports, each with max. 25A.

\* 2 For single battery port connected, the maximum power is 15kW. When two ports are used, the power can reach 30kW.

\* 3 The backup function is ready by using the SYN 100-XH-30 device

\* 4 AFCI function need to be activated after installation.



# MID 33~40K TL3-X



- The maximum efficiency is up to 98.8%
- String monitoring
- Type II SPD on DC and AC side
- AFCI function ready

Datasheet	MID 33KTL3-X	MID 36KTL3-X	MID 40KTL3-X
<b>Input data (DC)</b>			
Max. recommended PV power (for module STC)	49500W	54000W	60000W
Max. DC voltage		1100V	
Start Voltage		250V	
Normal Voltage		600V	
MPPT voltage range		200-1000V	
No. of MPP trackers	3	4	4
No. of PV strings per MPP tracker		2	
Max. input current per MPP tracker		26A	
Max. short-circuit current per MPP tracker		32A	
<b>Output data (AC)</b>			
AC nominal power	33000W	36000W	40000W
Max. AC apparent power	36600VA	39600VA	44000VA
Nominal AC voltage (range*)		220V/380V, 230V/400V (340-440V)	
AC grid frequency (range*)		50/60 Hz (45-55Hz/55-65 Hz)	
Max. output current	55.5A	60.0A	66.6A
Adjustable power factor		0.8leading...0.8lagging	
THDi		<3%	
AC grid connection type		3W+N+PE	
<b>Efficiency</b>			
Max. efficiency		98.8%	
European efficiency		98.5%	
MPPT efficiency		99.9%	
<b>Protection devices</b>			
DC reverse polarity protection		Yes	
DC switch		Yes	
AC/DC surge protection		Type II / Type II	
Insulation resistance monitoring		Yes	
AC short-circuit protection		Yes	
Ground fault monitoring		Yes	
Grid monitoring		Yes	
Anti-islanding protection		Yes	
Residual-current monitoring unit		Yes	
String monitoring		Yes	
AFCI protection*		Yes	
<b>General data</b>			
Dimensions (W / H / D)		580/430/230mm	
Weight	30kg	31kg	31kg
Operating temperature range		-25°C ... +60°C	
Nighttime power consumption		< 1W	
Topology		Transformerless	
Cooling		Smart air cooling	
Protection degree		IP66	
Relative humidity		0-100%	
Altitude		4000m	
DC connection		H4/MC4(Optional)	
AC connection		Cable gland+OT terminal	
Display		OLED+LED/WIFI+APP	
Interfaces: RS485/USB/WIFI/GPRS/RF/LAN		Yes/Yes/Optional/Optional/Optional/Optional	
Warranty: 5 years / 10 years		Yes/Optional	
CE, VDE 0126, Greece, EN 50549, C10/C11, UTE C 15-712, IEC 62116, IEC 61727, IEC 60068, IEC 61683, CEI 0-21, CEI 0-16, N 4105, TOR Erzeuger, G98/G99, G100, AS 4777, UNE 217001, UNE 206007, KSC 8565, NTS TypeA			

\* The AC voltage range and frequency range may vary depending on specific country grid standard. All specifications are subject to change without notice.

\* AFCI function need to be activated after installation.



# MID 33~50K TL3-X2



- Maximum string input current 16A
- Type II SPD on DC and AC side
- I/V curve scanning
- Intelligent string monitoring
- AFCI function ready

## GROWATT · PRODUCT

Datasheet	MID 33KTL3-X2	MID 36KTL3-X2	MID 40KTL3-X2	MID 50KTL3-X2
<b>Input data (DC)</b>				
Max. recommended PV power (for module STC)	49500W	54000W	60000W	75000W
Max. DC voltage	1100V			
Start Voltage	200V			
Normal Voltage	600V			
MPPT voltage range	200-1000V			
No. of MPP trackers	3	3	4	4
No. of PV strings per MPP tracker	2			
Max. input current per MPP tracker	32A			
Max. short-circuit current per MPP tracker	40A			
<b>Output data (AC)</b>				
AC nominal power	33000W	36000W	40000W	50000W
Max. AC apparent power	36600VA	40000VA	44400VA	55500VA
Nominal AC voltage (range*)	220V/380V, 230V/400V (340-440V)			
AC grid frequency (range*)	50/60 Hz (45-55Hz/55-65 Hz)			
Max. output current	55.5A	60.6A	67.3A	84.1A
Adjustable power factor	0.8leading...0.8lagging			
THDi	<3%			
AC grid connection type	3W+N+PE			
<b>Efficiency</b>				
Max. efficiency	98.5%	98.8%	98.8%	98.8%
European efficiency	98.3%	98.5%	98.5%	98.5%
MPPT efficiency	99.9%			
<b>Protection devices</b>				
DC reverse polarity protection	Yes			
DC Switch	Yes			
AC/DC surge protection	Type II / Type II			
Insulation resistance monitoring	Yes			
AC short-circuit protection	Yes			
Ground fault monitoring	Yes			
Grid monitoring	Yes			
Anti-islanding protection	Yes			
Residual-current monitoring unit	Yes			
String monitoring	Yes			
AFCI protection*	Yes			
<b>General data</b>				
Dimensions (W / H / D)	580/435/230mm			
Weight	34kg	34kg	38kg	38kg
Operating temperature range	-25°C ... +60°C			
Nighttime power consumption	< 1W			
Topology	Transformerless			
Cooling	Smart air cooling			
Protection degree	IP66			
Relative humidity	0-100%			
Altitude	4000m			
DC connection	H4/MC4(Optional)			
AC connection	Cable gland+OT terminal			
Display	OLED+LED/WIFI+APP			
Interfaces: RS485/USB/WiFi/GPRS/RF/LAN	Yes/Yes/Optional/Optional/Optional/Optional			
Warranty: 5 years / 10 years	Yes/Optional			

CE, VDE 0126, Greece EN 50549-1, C10/C11, UTE C 15-712, IEC 60068, IEC 61683, CEI 0-21, N 4105, TOR Erzeuger, G98/G99, G100, UNE 217001, UNE 206007, PO12.2

\* The AC voltage range and frequency range may vary depending on specific country grid standard. All specifications are subject to change without notice.

\* AFCI function need to be activated after installation.



# MAX 50~80K TL3 LV



- 6/7MPPTs
- Smart diagnosis
- High efficiency up to 99%
- Local WIFI configuration
- String monitoring
- AC&DC type II SPD
- AFCI protection

## GROWATT · PRODUCT

Datasheet	MAX 50KTL3 LV	MAX 60KTL3 LV	MAX 70KTL3 LV	MAX 80KTL3 LV
<b>Input data (DC)</b>				
Max. recommended PV power (for module STC)	75000W	90000W	105000W	120000W
Max.DC voltage	1100V			
Start voltage	250V			
Nominal voltage	585V	585V	600V	600V
MPPT voltage range	200V-1000V			
No. of MPP trackers	6	6	7	7
No. of PV strings per MPP tracker	2			
Max. input current per MPP tracker	26A			
Max. short-circuit current per MPP tracker	32A			
<b>Output data (AC)</b>				
AC nominal power	50000W	60000W	70000W	80000W
Max. AC apparent power	55500VA	66600VA	77700VA	88800VA
Nominal AC voltage (range*)	230V/400V (340-440V)			
AC grid frequency (range*)	50/60 Hz (45-55Hz/55-65 Hz)			
Max. output current	80.5A	96.6A	112.7A	128.8A
Adjustable power factor	0.8leading ...0.8lagging			
THDi	<3%			
AC grid connection type	3W+N+PE			
<b>Efficiency</b>				
Max. efficiency	98.8%	98.8%	99%	99%
European efficiency	98.4%	98.4%	98.5%	98.5%
MPPT efficiency	99.9%			
<b>Protection devices</b>				
DC reverse polarity protection	Yes			
DC switch	Yes			
AC/DC surge protection	Type II / Type II			
Insulation resistance monitoring	Yes			
AC short-circuit protection	Yes			
Ground fault monitoring	Yes			
Grid monitoring	Yes			
Anti-islanding protection	Yes			
Residual-current monitoring unit	Yes			
String monitoring	Yes			
Anti PID function	Optional			
AFCI protection*	Yes			
<b>General data</b>				
Dimensions (W / H / D)	860/600/300mm			
Weight	82kg	82kg	86kg	86kg
Operating temperature range	-25°C ... +60°C			
Self-consumption	< 1W			
Topology	Transformerless			
Cooling	Smart air cooling			
Protection degree	IP65			
Relative humidity	0-100%			
Altitude	4000m			
DC connection	H4/MC4(Optional)			
AC connection	Cable gland+OT terminal			
Display	LED/WIFI+APP			
Interfaces: RS485/USB/WiFi/RF/4G	Yes/Yes /Optional/Optional/Optional			
Warranty: 5 years / 10 years	Yes /Optional			

CE, VDE 0126, Greece, EN 50438, EN 50549, C10/C11, VFR 2019, IEC 62116, IEC 61727, IEC 60068, IEC 61683, CEI 0-21, CEI 0-16, N4105, DRRG, G98/G99, G100, NRS 097-2-1, MEA, PEA, KSC 8565

\* The AC voltage range and frequency range may vary depending on specific country grid standard.  
All specifications are subject to change without notice.

\* AFCI function need to be activated after installation.



# MAX 100~125K TL3-X LV



- 10 MPPTs fusefree design
- Smart I/V scan and diagnosis
- Intelligent string monitoring
- AC&DC type II SPD
- IP66 protection

## GROWATT · PRODUCT

Datasheet	MAX 100KTL3-X LV	MAX 110KTL3-X LV	MAX 120KTL3-X LV	MAX 125KTL3-X LV
<b>Input data (DC)</b>				
Max. DC voltage			1100V	
Start voltage			195V	
Nominal voltage			600V	
MPP voltage range			180V-1000V	
No. of MPP trackers			10	
No. of PV strings per MPP tracker			2	
Max. input current per MPP tracker			32A	
Max. short-circuit current per MPP tracker			40A	
<b>Output data (AC)</b>				
AC nominal power	100000W	110000W	120000W	125000W
Max. AC apparent power	110000VA	121000VA	132000VA	137500VA
Nominal AC voltage (range*)	220V/380V, 230V/400V (340-440V)			
AC grid frequency (range*)	50/60 Hz(45~55Hz/55-65 Hz)			
Max. output current	158.8A@400V 167.1A@380V	174.6A@400V 183.8A@380V	190.5A@400V 200.5A@380V	198.5A@400V 208.9A@380V
Adjustable power factor	0.8leading ...0.8lagging			
THDi	<3%			
AC grid connection type	3W/N/PE			
<b>Efficiency</b>				
Max. efficiency			98.8%	
European efficiency	98.4%	98.5%	98.5%	98.5%
MPPT efficiency	99.9%			
<b>Protection devices</b>				
DC reverse polarity protection				Yes
DC switch				Yes
AC/DC surge protection				Type II / Type II
Insulation resistance monitoring				Yes
AC short-circuit protection				Yes
Ground fault monitoring				Yes
String detection				Yes
Anti PID function				Yes
Arc fault detection AFCI*				Yes
<b>General data</b>				
Dimensions (W / H / D)				970/640/345mm
Weight				84kg
Operating temperature range				-30°C ... +60°C
Nighttime power consumption				< 1W
Topology				Transformerless
Cooling				Smart Cooling
Protection degree				IP66
Relative humidity				0~100%
Altitude				4000m
DC connection				H4/MC4 (Max.6mm <sup>2</sup> )
AC connection				OT Terminal (Max. 240mm <sup>2</sup> )
Display				LED/WIFI+APP
Interfaces: RS485/USB/ PLC/GPRS/4G/WIFI				Yes/Yes/Optional/Optional/Optional/Optional
Warranty: 5 years / 10 years				Yes/Optional

CE, IEC 62116, IEC 61727, CQC, VDE 0126, VFR 2019, EN 50549-1/2, C10/C11, UNE 206007, G99  
CEI 0-21/0-16, N4105, UNE 206006, MEA, PEA, KSC 8565, VDE-AR-N4110, NTS Type C, UNE 217001: 2020

\* The AC voltage range and frequency range may vary depending on specific country grid standard.  
All specifications are subject to change without notice.

\* AFCI function need to be activated after installation.



# SPH 3000~6000TL BL-UP



- Smart load management via dry contact
- UPS function, 10ms transition
- Scalable system configuration
- VPP interface ready
- Remote smart O&M

## GROWATT · PRODUCT

Datasheet	SPH3000TL BL-UP	SPH3600TL BL-UP	SPH4000TL BL-UP	SPH4600TL BL-UP	SPH5000TL BL-UP	SPH6000TL BL-UP
<b>Input data (PV)</b>						
Max. recommended PV power (for module STC)	6200W	7500W	8300W	9000W	9400W	10400W
Max. DC voltage	550V					
Start voltage	120V					
MPP voltage range/nominal voltage	120-550V/370V					
No. of MPP trackers	2					
No. of PV strings per MPP tracker	1					
Max. input current per MPP tracker	13.5A					
Max. short-circuit current per MPP tracker	16.9A					
<b>Output data (AC)</b>						
AC nominal power	3000W	3680W	4000W	4600W	5000W	6000W
Rated AC apparent power	3000VA	3680VA	4000VA	4600VA	5000VA	6000VA
Nominal AC voltage (range*)	230V/ (180Vac-260Vac)					
AC grid frequency (range)	50Hz/60Hz (45Hz-55Hz/55Hz-65Hz)					
Rated. output current	16A	16A	22A	22A	22A	27A
Adjustable power factor	0.8leading...0.8lagging					
THDi	<3%					
AC grid connection type	Single phase					
<b>Battery data (DC)</b>						
Battery voltage range	42~59V					
Max charging and discharging current	66A	75A	85A	85A	85A	85A
Continuous charging and discharging power	3000W	3680W	4000W	4000W	4000W	4000W
Type of battery	Growatt Lithium Battery (Low voltage)					
<b>Backup power (AC)</b>						
Max. AC output power	3000W	3680W	4000W	4000W	4000W	4000W
Rated output current	13A	16A	17.5A	17.5A	17.5A	17.5A
Nominal AC output voltage	230Vac					
Nominal AC output frequency	50/60HZ					
THDv	<3%					
Switch time	<10ms					
<b>Efficiency</b>						
MAX. efficiency	97.20%	97.20%	97.30%	97.40%	97.50%	97.60%
European efficiency	97%	97%	97.10%	97.10%	97.20%	97.20%
MPPT efficiency	≥99.5%					
<b>Protection devices</b>						
DC switch*2	Yes					
DC reverse polarity protection	Yes					
AC/DC surge protection	Type III / Type II					
Battery reverse protection	Yes					
AC short-circuit protection	Yes					
Ground fault monitoring	Yes					
Grid monitoring	Yes					
Anti-islanding protection	Yes					
Residual-current monitoring unit	Yes					
Insulation resistance monitoring	Yes					
<b>General data</b>						
Dimensions (W / H / D)	565/456/188mm					
Weight	27kg					
Operating temperature range	-25°C ... +60°C					
Nighttime power consumption	< 10 W					
Topology	Transformerless					
Cooling	Natural					
Protection degree	IP65					
Relative humidity	0~100%					
Altitude	2000m					
PV DC Connection	MC4					
Battery DC Connection	OT Terminal					
AC connection	Connector					
Display	LCD					
Interfaces:RS485/USB/CAN /Wi-Fi/GPRS	Yes/YesYes/YesYes					
Monitor : RF/WIFI/GPRS	Optional					
Warranty: 10 years	Yes					

CE, IEC 62109, G98/G99, VDE 0126-1-1, AS 4777, CEI 0-21, VDE-AR-N 4105, UTE C 15-712, EN 50549, IEC 61727, IEC 62116, IEC 62040, C10/11, NRS 097-2-1, IEC 61000, G100, UKCA

\*1 The AC voltage range and frequency range may vary depending on specific country grid standard. All specifications are subject to change without notice.

\*2 In built DC switch isolator is optional in Australia for SPH



# ARK LV Battery System



- Flexible capacity options, 2.56kWh to 25.6kWh
- Excellent safety of cobalt free LiFePO4 battery
- Easy installation with modular and stacked design
- Remote firmware upgrade

Datasheet	ARK 2.5L	ARK 5.1L	ARK 7.6L	ARK 10.2L	ARK 12.8L	ARK 15.3L	ARK 17.9L	ARK 20.4L	ARK 23.0L	ARK 25.6L
System demo										
Battery module	ARK 2.5L-A1 (2.56kWh, 51.2V, 28kg)									
Number of modules	1	2	3	4	5	6	7	8	9	10
Energy capacity	2.56kWh	5.12kWh	7.68kWh	10.24kWh	12.8kWh	15.35kWh	17.92kWh	20.48kWh	23.04kWh	25.64kWh
Usable capacity	2.30kWh	4.6kWh	6.9kWh	9.21kWh	11.52kWh	13.81kWh	16.12kWh	18.43kWh	20.73kWh	23.04kWh
Standard charge/discharge power*1	1.25kW	2.5kW	3.75kW	5kW	5kW	5kW	5kW	5kW	5kW	5kW
Standard charge/discharge current	25A	50A	75A	100A	100A	100A	100A	100A	100A	100A
Dimension (W/D/H)	650/260/185mm	650/260/365mm	650/260/545mm	650/260/725mm	650/260/905mm	650/260/1085mm	650/260/1265mm	650/260/1445mm	650/260/1625mm	650/260/1805mm
Weight	28kg	56kg	84kg	112kg	140kg	168kg	196kg	224kg	252kg	280kg
<b>General</b>										
Battery type	Cobalt Free Lithium Iron Phosphate (LFP)									
Nominal voltage	51.2V									
Operating voltage range	47.2 - 56.8V									
IP protection	IP65									
Installation	Wall-mounted or Floor installation*2									
Operation temperature	-10~50°C*3									
<b>Features</b>										
BMS monitoring parameters	SOC, System voltage, current, cell voltage, cell temperature, PCBA temperature measurement									
Communication port	CAN									
Warranty: 10 years	Yes									
IEC 62619 (Cell&Pack), CE, CEC, RCM, UN 38.3										

\*1 Depend on the max. battery charge/discharge power of the inverter.

\*2 Floor installation requires extra base (W/D/H=650/260/80mm)

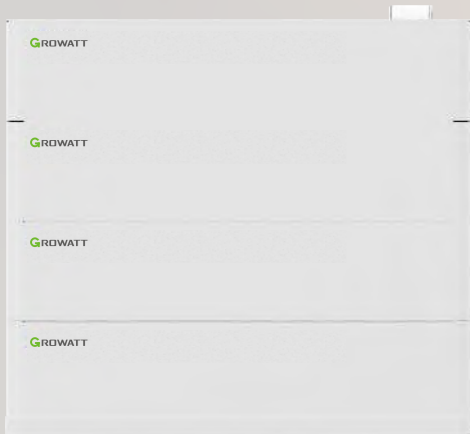
\*3 Battery discharge: -10°C ~ 50°C, battery charge: 0°C ~ 50°C

\* ARK series battery has an EU model and a General model, the storage inverters sold in European countries only work with EU model ARK battery.


\*All rights reserved by SHENZHEN GROWATT NEW ENERGY CO.,LTD. Subject to change without notice.



# AXE 5.0L Modular Battery



- Flexible capacity options, 5kWh to 400kWh
- Excellent safety of cobalt free LiFePO4 battery
- Stacked installation without cable connection
- Remote firmware upgrade



Datasheet	AXE 5.0L	AXE 10.0L	AXE 15.0L	AXE 20.0L	AXE 25.0L	AXE 30.0L	AXE 35.0L	AXE 40.0L	AXE 45.0L	AXE 50.0L
System demo										
Battery module	AXE 5.0L - C1 (5.0kWh, 51.2V, 40kg)									
Number of modules	1	2	3	4	5	6	7	8	9	10
Energy capacity	5.0kWh	10.0kWh	15.0kWh	20.0kWh	25.0kWh	30.0kWh	35.0kWh	40.0kWh	45.0kWh	50.0kWh
Max charge/discharge power*1	3kW	6kW	6kW	6kW	6kW	6kW	6kW	6kW	6kW	6kW
Max charge/discharge current	60A	120A	120A	120A	120A	120A	120A	120A	120A	120A
Dimension (W/D/H)*2	650/350/165mm	650/350/305mm	650/350/445mm	650/350/585mm	650/350/725mm	650/350/865mm	650/350/1005mm	650/350/1145mm	650/350/1285mm	650/350/1425mm
Weight	42kg	82kg	122kg	162kg	202kg	242kg	282kg	322kg	362kg	402kg
<b>General</b>										
Battery type	Cobalt Free Lithium Iron Phosphate (LFP)									
Nominal voltage	51.2V									
Operating voltage Range	48 - 57.6V									
IP protection	IP20									
Installation	Floor installation*3									
Operation temperature	0~50°C									
<b>Features</b>										
DoD	92%									
Multi-cluster AXE battery system in parallel	Max. 8 clusters ( Max. 400kWh )									
BMS monitoring parameters	SOC, System voltage, Current, Cell voltage, Cell temperature, PCBA temperature measurement									
Communication port	CAN/RS485									
Warranty: 10 years	Yes									
CE, ROHS, UL1973+FCC, UN 38.3+PI965										

\*1 Depend on the max. battery charge/discharge power of the inverter.

\*2 The system dimension is included with the battery base

\*3 Floor installation requires extra base (W/D/H=654/353/25mm)

\* AXE series battery has an EU model and a General model, the storage inverters sold in European countries only work with EU model AXE battery.



# SPH 4000~10000 TL3 BH-UP



- 100% three-phase imbalance output
- Smart phase-level power export limitation
- Wide battery voltage 100-550V
- UPS function, 10ms transition
- Scalable system configuration
- VPP interface ready
- DC/AC type II SPD
- 1.5 DC/AC Ratio



Datasheet	SPH 4000TL3 BH-UP	SPH 5000TL3 BH-UP	SPH 6000TL3 BH-UP	SPH 7000TL3 BH-UP	SPH 8000TL3 BH-UP	SPH 10000TL3 BH-UP
<b>Input data (PV)</b>						
Max. recommended PV power (for module STC)	6000W	7500W	9000W	10500W	12000W	15000W
Max. DC voltage	1000					
Start voltage	120V					
MPP voltage range	120V-1000V/600V					
No. of MPP trackers	2					
No. of PV strings per MPP tracker	1					
Max. input current per MPP tracker	13.5A					
Max. short-circuit current per MPP tracker	16.9A					
<b>Output data (AC)</b>						
AC nominal power	4000W	5000W	6000W	7000W	8000W	10000W
Max. AC apparent power	4000VA	5000VA	6000VA	7000VA	8000VA	10000VA
Nominal AC voltage (range*)	230V/400V (310~476V)					
AC grid frequency (range)	50Hz/60Hz (45Hz-55Hz/55Hz-65Hz)					
Max. output current	6.1A	7.6A	9.1A	10.6A	12.1A	15.2A
Adjustable power factor	0.8leading...0.8lagging					
THDi	<3%					
AC grid connection type	3W+N+PE					
<b>Battery data (DC)</b>						
Battery voltage range	100-550V					
Max charging and discharging current	25A					
Continuous charging and discharging power	4000W	5000W	6000W	7000W	8000W	10000W
Type of battery	ARK HV Battery System (7.68kWh~25.6kWh)					
<b>Backup power (AC)</b>						
Max. AC output power	4000W	5000W	6000W	7000W	8000W	10000W
Max. AC apparent power	4000VA	5000VA	6000VA	7000VA	8000VA	10000VA
Max. output current	6.1A	7.6A	9.1A	10.6A	12.1A	15.2A
Nominal AC output voltage	230V/400V					
Nominal AC output frequency	50/60HZ					
THDv	<3%					
Switch time	<10ms					
<b>Efficiency</b>						
MAX. efficiency	97.6%	97.8%	98.0%	98.2%	98.2%	98.2%
European efficiency	97.0%	97.2%	97.3%	97.4%	97.4%	97.5%
Euro battery discharge efficiency	97.4%					
MPPT efficiency	99.9%					
<b>Protection devices</b>						
DC switch	Yes					
DC reverse polarity protection	Yes					
AC/DC surge protection	Type III / Type II					
Battery reverse protection	Yes					
AC short-circuit protection	Yes					
Ground fault monitoring	Yes					
Grid monitoring	Yes					
Anti-islanding protection	Yes					
Residual-current monitoring unit	Yes					
Insulation resistance monitoring	Yes					
<b>General data</b>						
Dimensions (W / H / D)	505/453/198mm					
Weight	30kg					
Operating temperature range	-25 °C ... +60 °C					
Nighttime power consumption*2	<13W					
Topology	Transformerless					
Cooling	Natural					
Protection degree	IP65					
Relative humidity	0~100%					
Altitude	3000m					
DC connection	H4 / MC4 (Optional)					
AC connection	AC plug					
Display	LCD+LED					
Interfaces: RS485/CAN/USB	Yes					
Monitor : 4G/WIFI/GPRS	Optional					
Warranty: 10 years	Yes					

CE, IEC 62109, IEC 62040, VDE-AR-N 4105, VDE 0126, UTE C 15-712, C10/C11, EN 50549, CEI 0-21, CEI 0-16, IEC 62116, IEC 61727, AS/NZS 4777, G98, G100, TOR Erzeuger, IEC 60068, IEC 61683, UKCA

\*1 The AC Voltage Range may vary depending on specific country grid standard.

\*2 When the PV or the battery are normally accessed, the AC SPS is in the shutdown state. At this time, the standby power consumption is less than 13W. When there is no PV and battery accessed, the AC SPS assists the power supply and the standby loss on the AC side will be larger than 13W.



# SPA 4000~10000 TL3 BH-UP



- 100% three-phase imbalance output
- Smart phase-level power export limitation
- Wide battery voltage 100-550V
- UPS function, 10ms transition
- Scalable system configuration



## GROWATT · PRODUCT

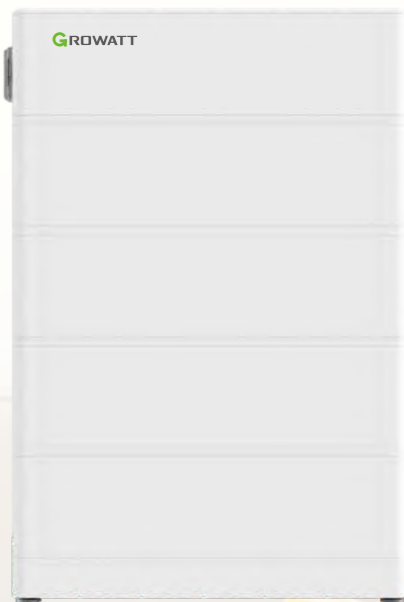
Datasheet	SPA 4000TL3 BH-UP	SPA 5000TL3 BH-UP	SPA 6000TL3 BH-UP	SPA 7000TL3 BH-UP	SPA 8000TL3 BH-UP	SPA 10000TL3 BH-UP
<b>Output/Input data (AC)</b>						
AC nominal power	4000W	5000W	6000W	7000W	8000W	10000W
Max. AC apparent power	4000VA	5000VA	6000VA	7000VA	8000VA	10000VA
Nominal AC voltage (range*)	230V/400V (310~476V)					
AC grid frequency (range)	50Hz/60Hz (45Hz-55Hz/55Hz-65Hz)					
Max. output current	6.1A	7.6A	9.1A	10.6A	12.1A	15.2A
Adjustable power factor	0.8leading...0.8lagging					
THDi	<3%					
AC grid connection type	3W+N+PE					
<b>Battery data (DC)</b>						
Battery voltage range	100~550V					
Max charging and discharging current	25A					
Continuous charging and discharging power	4000W	5000W	6000W	7000W	8000W	10000W
Type of battery	ARK HV Battery System (7.68kWh~25.6kWh)					
<b>Backup power (AC)</b>						
AC power	4000W	5000W	6000W	7000W	8000W	10000W
Max. AC apparent power	4000VA	5000VA	6000VA	7000VA	8000VA	10000VA
Max. output current	6.1A	7.6A	9.1A	10.6A	12.1A	15.2A
Nominal AC voltage	230V/400V					
Nominal AC frequency	50/60HZ					
THDv	<3%					
Switch time	<10ms					
<b>Efficiency</b>						
MAX. efficiency	97.6%	97.8%	98.0%	98.2%	98.2%	98.2%
European efficiency	97.0%	97.2%	97.3%	97.4%	97.4%	97.5%
<b>Protection devices</b>						
AC surge protection	Type III					
Battery reverse protection	Yes					
AC short-circuit protection	Yes					
Ground fault monitoring	Yes					
Grid monitoring	Yes					
Anti-islanding protection	Yes					
Residual-current monitoring unit	Yes					
Insulation resistance monitoring	Yes					
<b>General data</b>						
Dimensions (W / H / D)	505/453/198mm					
Weight	29kg					
Operating temperature range	-25 °C ... +60 °C					
Nighttime power consumption*2	<13W					
Topology	Transformerless					
Cooling	Natural					
Protection degree	IP65					
Relative humidity	0~100%					
Altitude	3000m					
AC connection	AC plug					
Display	LCD+LED					
Interfaces: RS485/CAN/USB	Yes					
Monitor : 4G/WIFI/GPRS	Optional					
Warranty: 10 years	Yes					
CE, IEC 62109, IEC 62040, VDE-AR-N 4105, VDE 0126, VFR 2019, C10/C11, EN 50549, CEI 0-21, CEI 0-16, IEC 62116, IEC 61727, AS/NZS 4777, G98, TOR Erzeuger, UTE C 15-712, G100, IEC 60068, IEC 61683						

\*1 The AC Voltage Range may vary depending on specific country grid standard.

\*2 When the PV or the battery are normally accessed, the AC SPS is in the shutdown state. At this time, the standby power consumption is less than 13W. When there is no PV and battery accessed, the AC SPS assists the power supply and the standby loss on the AC side will be larger than 13W.



# ARK HV Battery System



- Flexible capacity options, 7.68kWh to 25.6kWh
- Excellent safety of cobalt free LiFePO4 battery
- Easy installation with modular and stacked design
- Remote firmware upgrade



Datasheet	ARK 7.6H	ARK 10.2H	ARK 12.8H	ARK 15.3H	ARK 17.9H	ARK 20.4H	ARK 23.0H	ARK 25.6H
System demo								
Battery module	ARK 2.5H-A1 (2.56kWh, 51.2V, 28kg)							
Number of modules	3	4	5	6	7	8	9	10
Energy capacity	7.68kWh	10.24kWh	12.8kWh	15.36kWh	17.92kWh	20.48kWh	23.04kWh	25.6kWh
Usable capacity	6.9kWh	9.21kWh	11.52kWh	13.81kWh	16.12kWh	18.43kWh	20.73kWh	23.04kWh
Standard charge/ discharge power*1	3.75kW	5kW	6.25kW	7.5kW	8.75kW	10kW	11.25kW	12.5kW
Nominal voltage	153.6V	204.8V	256V	307.2V	358.4V	409.6V	460.8V	512V
Operating voltage range	141.6~170.4V	188.8~227.2V	236~284V	283.2~340.8V	330.4~397.6V	377.6~454.4V	424.8~511.2V	472~568V
Dimension (W/D/H)*2	650/260/725mm	650/260/905mm	650/260/1085mm	650/260/1265mm	650/260/1445mm	650/260/1625mm	650/260/1805mm	650/260/1985mm
Weight	91kg	118kg	145kg	172kg	199kg	226kg	253kg	280kg
<b>General</b>								
Battery type	Cobalt Free Lithium Iron Phosphate (LFP)							
Standard charge/ discharge current	25A/0.5C							
IP protection	IP65							
Installation	Wall-mounted or Floor installation*3							
Operation temperature	-10~50°C*4							
Warranty: 10 years	Yes							
<b>BMS Controller</b>	<b>HVC 60050-A1</b>							
Weight	8kg							
Communication port	CAN							
Dimension(W/D/H)	650/260/185 mm							
BMS monitoring parameters	SOC, System voltage, current, cell voltage, cell temperature, PCBA temperature measurement							
IEC 62619(Cell&Pack), CE, CEC, RCM, UN 38.3								

\*1 Depend on the max. battery charge/discharge power of the inverter.

\*2 Include BMS controller

\*3 The battery base and bracket are optional for ARK HV battery

\*4 Battery discharge: -10°C ~ 50°C, battery charge: 0°C ~ 50°C

\* ARK series battery has an EU model and a General model, the storage inverters sold in European countries only work with EU model ARK battery.

\*All rights reserved by SHENZHEN GROWATT NEW ENERGY CO.,LTD.Subject to change without notice.



# MIN 2500~5000 TL-XA



- Max. Charge power 5kW
- Supports Retrofit & new system
- Compatible with ARK XH Battery System
- 24h self-consumption monitoring



## GROWATT · PRODUCT

Datasheet	MIN 2500TL-XA	MIN 3000TL-XA	MIN 3600TL-XA	MIN 4200TL-XA	MIN 4600TL-XA	MIN 5000TL-XA
<b>Input data (DC battery)</b>						
Compatible battery	ARK XH Battery System (5.12kWh~17.9kWh)					
Operating voltage range	360-500V	360-500V	360-550V	360-550V	360-550V	360-550V
Max.operating current	17A					
Max.charge power	2500W	3000W	3600W	4200W	4600W	5000W
Max.discharge power	2500W	3000W	3600W	4200W	4600W	5000W
<b>Output data (AC)</b>						
AC nominal power	2500W	3000W	3600W	4200W	4600W	5000W
Max. AC apparent power	2500VA	3000VA	3600VA	4200VA	4600VA	5000VA
Nominal AC voltage (range*)	220/230V (160-276V)					
AC grid frequency (range*)	50/60 Hz (45-55Hz/55-65 Hz)					
Max. output current	11.3A	13.6A	16A	19A	20.9A	22.7A
Adjustable power factor	0.8leading...0.8lagging					
THDi	<3%					
AC grid connection type	Single phase					
<b>Output data (Backup*)</b>						
Max. apparent power	2500VA	3000VA	3600VA	4200VA	4600VA	5000VA
Nominal AC voltage	220/230V					
AC grid frequency	50/60Hz					
<b>Efficiency</b>						
Max. efficiency	98.2%	98.2%	98.2%	98.4%	98.4%	98.4%
European efficiency	97.1%	97.1%	97.2%	97.2%	97.5%	97.5%
<b>Protection devices</b>						
AC surge protection	Type III					
Insulation resistance monitoring	Yes					
AC short-circuit protection	Yes					
Ground fault monitoring	Yes					
Grid monitoring	Yes					
Residual-current monitoring unit	Yes					
<b>General data</b>						
Dimensions (W / H / D)	375/350/160mm					
Weight	9.1kg					
Operating temperature range	-25°C ... +60°C					
Altitude	4000m					
Self-Consumption night	<3W					
Topology	Transformerless					
Cooling	Natural convection					
Protection degree	IP65					
Relative humidity	0%~100%					
AC connection	Connector					
Display	OLED+LED/WIFI+APP					
Interfaces: RS485 / USB/WI-FI/ GPRS/ RF/LAN	Yes/Yes/Optional/Optional/Optional/Optional					
Warranty:10 years	Yes					

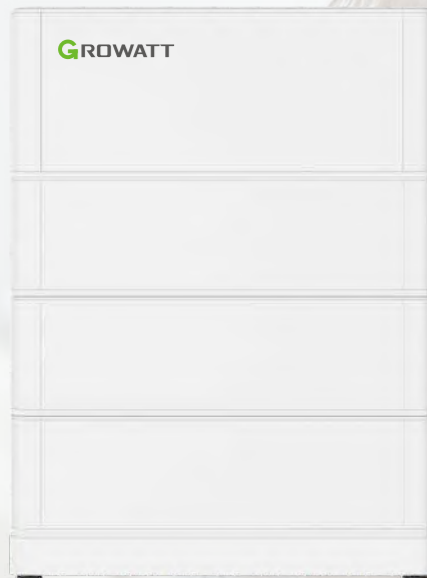
CE, IEC 62109, AS/NZS 4777.2, CEI 0-21, VDE-AR-N 4105, VDE 0126-1-1, UTE C 15-712-1, EN 50549, IEC 62116, IEC 61727, G98/G99

\* The AC voltage and frequency range may vary depending on specific country grid standard. All specifications are subject to change without notice.

\* Backup power function need a Backup Box accessory.



# ARK XH Battery System



- Compatible with MIN-XH, MOD-XH series inverter
- Flexible capacity options, 5.12kWh to 25.6kWh
- Excellent safety of cobalt free LiFePO4 battery
- Easy installation with modular and stacked design
- Long lifespan, 10 years warranty
- Remote firmware upgrade



Datasheet	ARK 5.1XH	ARK 7.6XH	ARK 10.2XH	ARK 12.8XH	ARK 15.3XH	ARK 17.9XH	ARK 20.4XH	ARK 23XH	ARK 25.6XH
System demo									
Power module	BDC 95045-A1								
Number of power modules	1								
Battery module	ARK 2.5H-A1 (2.56kWh, 51.2V, 28kg)								
Number of modules in series	2	3	4	5	6	7	8	9	10
Energy capacity	5.12kWh	7.68kWh	10.24kWh	12.8kWh	15.36kWh	17.92kWh	20.48kWh	23.04kWh	25.6kWh
Usable capacity	4.6kWh	6.9kWh	9.21kWh	11.52kWh	13.81kWh	16.12kWh	18.42kWh	20.74kWh	23.04kWh
Max. output power*1	2.5kW	3.75kW	5kW	6.25kW	7.5kW	8.75kW	10kW	11.25kW	12.5kW
Peak output power	5kW,10s	7.5kW,10s	10kW,10s	12.5kW,10s	15kW,10s	17.5kW,10s	20kW,10s	22.5kW,10s	25kW,10s
Dimension (W/D/H)*2	650/260/630mm	650/260/815mm	650/260/1000mm	650/260/1185mm	650/260/1370mm	650/260/1555mm	650/260/1740mm	650/260/1925mm	650/260/2110mm
Weight	71kg	99kg	127kg	155kg	183kg	211kg	239kg	267kg	295kg
Nominal voltage (single phase system)	400V	400V	400V	400V	400V	400V	/	/	/
Operating voltage range (single phase system)*3	360V-550V	360V-550V	360V-550V	360V-550V	360V-550V	400V-550V	/	/	/
Nominal voltage (three phase system)	/	650V	650V	650V	650V	650V	650V	650V	650V
Operating voltage range (three phase system)*4	/	600V-950V	600V-950V	600V-950V	600V-950V	600V-950V	600V-950V	600V-950V	600V-950V
Battery type	Cobalt Free Lithium Iron Phosphate (LFP)								
IP protection	IP65								
Installation	Wall-mounted or Floor installation*5								
Operation temperature	-10°C...~50°C*6								
Relative humidity	5%~95%								
Cooling	Natural								
Warranty: 10 years	Yes								
<b>Power modules</b>	<b>BDC 95045-A1</b>								
Dimension(W/D/H)	650/260/260mm								
Weight	15kg								
Communication port	CAN/RS485								
Nominal voltage	400V/650V								
Operating voltage range	360V-950V								
Maximum current	21A								
Peak current	42A,10s								
Monitoring parameters	SOC, System voltage, current, cell voltage, cell temperature, PCBA temperature								
	IEC 62619(Cell&Pack), CE, CEC, RCM, UN 38.3								

\*1 Include BMS controller

\*2 Include power module (BDC 95045-A1)

\*3 Single phase battery ready ESS supports 2~7 pcs battery modules in series

\*4 Three phase battery ready ESS supports 3~10 pcs battery modules in series

\*5 The battery base and bracket are optional for ARK XH battery

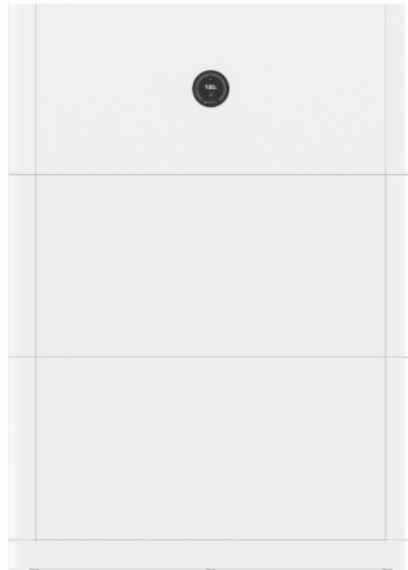
\*6 Battery discharge: -10°C ~ 50°C, battery charge: 0°C ~ 50°C

\*ARK series battery has an EU model and a General model, the storage inverters sold in European countries only work with EU model ARK battery.

\*All rights reserved SHENZHEN GROWATT NEW ENERGY CO.,LTD.



# APX HV Battery



- Flexible capacity options, 5kWh to 30kWh
- Module level energy optimization
- Support to mix new and old battery modules in one system
- Easy installation with modular and stacked design
- Long lifespan, 10 years warranty



System Model	APX 5.0P	APX 10.0P	APX 15.0P	APX 20.0P	APX 25.0P	APX 30.0P
System demo						
Power module	APX 98020-P1/APX 98034-P2					
Number of power modules	1					
Battery module	APX 5.0P-B1					
Battery module energy	5kWh					
Number of battery modules	1	2	3	4	5	6
Energy capacity	5kWh	10kWh	15kWh	20kWh	25kWh	30kWh
Max. output power*1	2.5kW	5kW	7.5kW	7.5kW	7.5kW	7.5kW
Peak output power*1	4kW,60s	8kW,60s	10kW,60s	10kW,60s	10kW,60s	10kW,60s
Max. output power*2	2.5kW	5kW	7.5kW	10kW	12.5kW	15kW
Peak output power*2	4kW,60s	8kW,60s	12kW,60s	16kW,60s	20kW,60s	20kW,60s
Dimension (W/D/H)*3	690/185/660mm	690/185/955mm	690/185/1250mm	690/185/1545mm	690*2/185/1250mm	690*2/185/1250mm
Weight	68kg	118kg	168kg	218kg	271kg	321kg
Nominal voltage (three phase system)	650V					
Operating voltage range (three phase system)	600V~980V					
Battery type	Cobalt Free Lithium Iron Phosphate (LFP)					
Ingress protection	IP66					
Installation	Wall-mounted or Floor installation*4					
Operating ambient temperature	-10°C~50°C					
Relative humidity	5%~95%					
Cooling	Natural					
Altitude	≤4000m					
DOD	90%					
Warranty	10 years					
<b>Power module</b>	APX 98020-P1			APX 98034-P2		
Dimension(W/D/H)	690/185/295mm					
Weight	16kg					
Communication port	CAN/RS485					
Maximum current	13A			26A		
Peak current	20A,60s			34A,60s		
Monitoring parameters	SOC, System voltage, current, cell voltage, cell temperature, PCBA temperature					
<b>Battery module</b>	APX 5.0P-B1					
Nominal energy	5kWh					
Nominal voltage	385V					
Operating voltage range	330-450V					
Dimensions(W/D/H)	690/185/295mm					
Weight	50kg					

IEC 62619(Cell&Pack), IEC 60730, VDE 2510-50, CE, CEC, RCM, UN 38.3, UL 1973, UL 9540A, FCC

\*1 When using the APX 98020-P1 the max. charge/discharge power of the battery system is 7.5 kW, the max. charge/discharge power of the system is also limited by the max. charge/discharge power of the inverter.

\*2 When using the APX 98034-P2, the max. charge/discharge power of the battery system is 15 kW, the max. charge/discharge power of the system is also limited by the max. charge/discharge power of the inverter.

\*3 Include power module(APX 98020-P1/APX 98034-P2) and Battery Base

\*4 Floor installation requires extra base (W/D/H=690/185/50mm)

\* APX series battery has an EU model and a General model, the storage inverters sold in European countries only work with EU model APX battery

\* All rights reserved by SHENZHEN GROWATT NEW ENERGY CO.,LTD. Subject to change without notice.



# WIT 50-100K -HU



- Scalable system configuration, extend to 300kW
- Support UPS function and black start
- 100% unbalanced load when backup
- 110% continuous AC overloading capacity
- Support remote control of DG
- Multiple MPPTs input
- Grid-support functions

## GROWATT · PRODUCT


Datasheet	WIT 50K-HU	WIT 63K-HU	WIT 75K-HU	WIT 100K-HU
<b>Input Data (PV)</b>				
Max. recommended PV power(for module STC)	109.2kW	124.8kW	156kW	156kW
Start voltage			195V	
Max. Input Voltage			1100V	
MPPT nominal voltage/range			550V,180V~800V	
Max. input current per MPP tracker			32A	
Max. short-circuit current per MPP tracker			40A	
No. of PV strings per MPP tracker			2	
No. of MPP trackers	7	8	10	10
<b>Output Data (AC)</b>				
AC nominal power	50kW	63kW	75kW	100kW
Max. AC apparent power	55kVA	69.3kVA	82.5kVA	110kVA
Nominal AC voltage/range			380/400/415V,-15%~+10%	
Nominal AC grid frequency/range			50/60Hz,45-55Hz/55-65Hz	
Max. output current	83.3A	105A	125A	166.7A
Adjustable power factor			-1...+1	
THDi			<3%	
AC grid connection type			3P3W+PE/3P4W+PE	
<b>Input Data (AC)</b>				
AC nominal power	100kW	126kW	150kW	200kW
Max. AC apparent power	100kVA	126kVA	150kVA	200kVA
Nominal AC voltage/range			380/400/415V,-15%~+10%	
Nominal AC grid frequency/range			50/60Hz,45-55Hz/55-65Hz	
Max. input current	151.5A	190.9A	227.3A	303A
<b>Battery Data (DC)</b>				
Continuous charging and discharging power	56.7kW	71.4kW	85.1kW	113.5kW
Battery voltage range			600-1000V (for 3P3W) / 680-1000V (for 3P4W)	
Recommended battery voltage			768V	
Max charging and discharging current	83.3A	105A	125A	167A
BMS communication			RS485/CAN	
<b>Backup Power (AC)</b>				
Rated AC output power	50kW	63kW	75kW	100kW
Max. AC apparent power	60kVA	75.6kVA	90kVA	120kVA
Rated AC output voltage			220V/230V/240V(L-N),380V/400V/415V(L-L)	
Nominal AC output frequency			50/60 Hz	
Load connection			3W+N+PE	
Max. output current	90.9A	114.5A	136.4A	181.8A
THDv			<3% (Linear load)	
Load unbalance			100% three-phase unbalanced	
Overload capacity			≤110%: Continues; 110%~120%: <1min; >120%: 200ms	
On/off grid transfer time			≤20ms	
<b>Efficiency</b>				
Max. efficiency			98.2%	
<b>Protection Devices</b>				
PV reverse polarity protection			Yes	
Battery reverse protection			Yes	
AC/DC surge protection			Type II	
Insulation resistance monitoring			Yes	
Ground fault monitoring			Yes	
Grid monitoring			Yes	
Residual-current monitoring unit			Yes	
AC short-circuit protection			Yes	
Strings monitoring			Yes	
Anti-islanding protection			Yes	
PID protection			Yes	
AFCI function			Yes	
<b>General</b>				
Dimensions (W / H / D)			820/1350/510mm	
Weight	153kg	153kg	160kg	160kg
Operating temperature range			-30 °C~60 °C (> 50°C, derating)	
Relative humidity			0~100%	
Altitude			4000m	
Topology			Transformerless	
Cooling			Smart air cooling	
IP degree			IP66	
Display			OLED+LED/WiFi+APP	
Interfaces: RS485/CAN/USB			Yes	
Interfaces: WIFI/LAN			Opt	
Warranty (5/10 years)			Yes/Opt	

CE, IEC 62116, IEC 61727, G99:2022, EN 50549-1, VDE-AR-N 4105, NRS 097-2-1

\* All rights reserved by SHENZHEN GROWATT NEW ENERGY CO.,LTD.Subject to change without notice.



# APX 129-200kWh Commercial Battery



- Flexible capacity options, 129kWh to 200kWh
- Module level energy optimization
- Support to mix new and old battery modules in one system
- Easy installation with modular and stacked design
- Long lifespan, 10 years warranty

Datasheet	APX 129.0H-S1	APX 143.3H-S1	APX 157.6H-S1	APX 172.0H-S1	APX 186.3H-S1	APX 200.7H-S1
System demo						
Control module	APX 1000140-C1					
Number of power modules	1					
Battery module	APX 14.3P-B1					
Battery module energy	14.33kWh					
Number of battery modules	9	10	11	12	13	14
Nominal energy	129.02kWh	143.36kWh	157.69kWh	172.03kWh	186.36kWh	200.70kWh
Rated energy	116.11kWh	129.02kWh	141.92kWh	154.82kWh	167.72kWh	180.63kWh
Max. output power*1	64kW	71kW	78kW	86kW	93kW	100kW
Peak output power	90kW,60s	99kW,60s	109kW,60s	120kW,60s	130kW,60s	140kW,60s
Dimension (W/D/H)/column*2	920/510/1350mm /2	920/510/1485mm /2	920/510/1598mm /2	920/510/1733mm /2	920/510/1846mm /2	920/510/1981mm /2
Weight	1277kg	1412kg	1547kg	1682kg	1817kg	1952kg
Compatible inverter	WIT 50-100kW/400V series inverter					
Nominal voltage	768V					
Operating voltage range	650V~945V					
Output full load voltage range	720V~880V					
Nominal capacity	280AH(@25°C)					
Rated capacity	252AH(@25°C)					
Battery type	Cobalt Free Lithium Iron Phosphate (LFP)					
Ingress protection	IP66					
Installation*3	Floor installation					
DoD	90%					
Operating ambient temperature	-10°C~50°C					
Relative humidity	5%~95%					
Cooling	Smart air cooling					
Altitude	≤4000m					
Warranty	10 years					
<b>Control module</b>	<b>APX 1000140-C1</b>					
Dimension (W/D/H)	920/510/135 mm					
Weight	25kg					
Communication port	CAN					
Operating voltage range	250V~950V					
Max. continuous current	140A					
Peak current	196A,60s					
Monitoring parameters	SOC, System voltage, current, cell voltage, cell temperature, PCBA temperature					
<b>Battery module</b>	<b>APX 14.3P-B1</b>					
Nominal energy	14.33kWh					
Nominal voltage	80V					
Operating voltage range	0-105V					
Rated power	7.16kW					
Max. continuous current	140A					
Peak current	196A,60s					
Dimensions (W/D/H)	920/510/248 mm					
Weight	135kg					

IEC 62619(Cell&Pack), IEC 60730, VDE 2510-50, CE, CEC, RCM, UN 38.3, UL 1973, UL 9540, UL 9540A/FCC

\*1 Depend on the max. battery charge/discharge power of the inverter.

\*2 Include power module (APX 1000140-C1)

\*3 Floor installation requires extrabase (W\*D\*H=920/510/110mm)

\* APX series battery has an EU model and a General model, the storage inverters sold in European countries only work with EU model APX battery

\* All rights reserved by SHENZHEN GROWATT NEW ENERGY CO.,LTD.Subject to change without notice.



# Growatt ShineWiFi-X



- Cable free, easy installation
- USB communication port
- Built-in memory for up to one month of data
- Online monitoring and maintenance



## GROWATT · PRODUCT

Datasheet	ShineWiFi-X
<b>Wireless parameters</b>	
Wireless standard	802.11 b/g/n
Frequency range	2.4GHz~2.5GHz (2412MHz~2484MHz)
Transmit power	802.11b: 16±2 dBm (@11Mbps) 802.11g: 14±2 dBm (@54Mbps) 802.11n: 13±2 dBm (@HT20, MCS7)
Receiver sensitivity	CCK, 1 Mbps : -90dBm CCK, 11 Mbps: -85dBm 6 Mbps (1/2 BPSK): -88dBm 54 Mbps (3/4 64-QAM): -70dBm HT20, MCS7 (65 Mbps, 72.2 Mbps): -67dBm
<b>Hardware parameters</b>	
Data interface	USB
Operating voltage	5V(±5%)
Rated power	1.2W
Display	LED
<b>Application parameters</b>	
Supported servers	ShineServer
Inverter communication	USB (Modbus RTU protocol)
Server communication	TCP (Modbus TCP protocol)
Max. communication range	50m (No barrier wall) / 30m(One wall blocking)
Configuration type	APP configuration
Data transmission interval	5 Minutes
Default server URL	server.growatt.com
<b>General data</b>	
Dimensions (L/W/H)	135/79/29 mm
Weight	60g
Operating temperature range	-20 °C ~ +65 °C
Warranty	1 year
CE	



# Growatt ShineLan-X



- Ethernet direct connection
- Plug and Play
- Online monitoring and maintenance
- Built-in memory for up to one month of data



## GROWATT · PRODUCT

Datasheet	ShineLan-X
<b>Hardware parameters</b>	
Data interface	USB
Nominal voltage	5V(+5%)
Nominal current	400mA
Nominal power	2W(MAX:3W)
Display	LED
<b>Application parameters</b>	
Supported Server	ShineServer
Inverter communication	USB(Modbus RTU protocol)
Server communication	TCP(Modbus TCP protocol)
Ethernet interface speed	10Mbps
Max. communication range	100m(Direct connection)
Configuration type	APP configuration
Data transmission interval	5 Minutes
Default server URL	server.growatt.com
<b>General data</b>	
Dimensions (L/W/H)	152/47/28mm
Weight	84g
Operating temperature range	-30°C ... +60°C
Environmental protection rating	IP65
CE, RoHS	



# Growatt ShineLink-X



- Cable free, easy installation
- Dynamic IP, plug and play
- Communication distance up to 120m
- Support up to 3 devices
- Built-in memory for up to one month of data
- Online monitoring and maintenance

Datasheet	ShineLink-X
<b>Communication interface</b>	
RF433	Yes
Rf433 (No barrier wall)	Up to 120 m
RF433(two walls blocking)	20 m
<b>Power supply</b>	
Power consumption	<2W standby,<5W peak
Voltage range	196V~250V
Frequency	50/60Hz
<b>General specifications</b>	
Dimensions (L/W/H)	105/85/26mm
Weight	< 1kg
Mounting options	Tabletop/wall-mount
Protection degree	IP30
Display	LED
Ambient temperature range	-20 to 65 °C
Humidity	0-95% (non condensing)
<b>Features</b>	
Remote firmware upgrade	Yes
Max. number of devices to monitor	3
Warranty	1 years
CE	



# Growatt ShineMaster



- Local webservice for easy configuration
- Supports RS485, Ethernet, 4G communication
- Up to 32 inverters connection
- Multi-function and high performance



## GROWATT · PRODUCT

Datasheet	ShineMaster	ShineMaster 4G
<b>Hardware parameter</b>		
Power adapter	Input: 100-240V, 50/60Hz AC Output 5V(+/-15%), 1A DC	
Power consumption	2.5W	
<b>Application parameters</b>		
Max. communication range	500m	
Communication with inverters	RS485 (Modbus RTU protocol)	
Communication with server	TCP(Modbus TCP protocol)	
Support network	Ethernet	4G
Data transfer interval	5 Minutes	
Default server URL	server.growatt.com	
Supported servers	ShineServer	
<b>General data</b>		
Dimensions (W/H/D)	130/84/25mm	
Weight	180g	
Language	English	
Mounting options	Wall-mounted	
Ambient temperature range	-30°C ~ +60°C	
Degree of protection	IP30	
Warranty	1 year	
CE		



# Smart Energy Manager (SEM-E)



- Manage multiple solar and storage Inverters
- Online monitoring and export limitation for the whole system
- Flexible CTs for different project size
- RS485 and Ethernet connection



Datasheet	Smart Energy Manager (SEM-E)	
System size	50KW	100KW
<b>Meter data</b>		
Normal voltage	230/400Vac	
Voltage range (L-L)	173~400Vac	
Grid connection	3W/N/PE	
Normal frequency	50/60 Hz	
Frequency range	45~55Hz/55~65Hz	
<b>CT data</b>		
Max.current (CT detection)	100A	250A
Max. input current (CT second side)	40mA	
Accuracy (@rated CT current)	0.5	
CT aperture	16mm	24mm
<b>Communication</b>		
RS485	Yes	
Ethernet	Yes	
Max.inverter number	10 pcs	
Communication distance	RS485: 500m Internet cable: 100m	
<b>General data</b>		
Dimensions (W/H/D)	350/330/107mm	
Weight	6kg	
Operation temperature range	-25°C ... +60°C	
Cooling concept	Natural Cooling	
Environmental protection rating	IP65	
Relative humidity	0~100%	
CE		



# Smart Energy Manager



- System self-consumption monitoring
- Export limitation for commercial projects
- Support online monitoring and online service
- Flexible CTs for different project size
- RS485 and Ethernet connection

## GROWATT · PRODUCT

Datasheet	Smart Energy Manager				
System size	100KW	300KW	600KW	1MW	2MW
<b>Meter data</b>					
Normal voltage	230/400Vac				
Voltage range(L-L)	180-540Vac				
Grid connection	3W+N+PE				
Normal frequency	50/60 Hz				
Frequency range	45-55Hz/55-65 Hz				
<b>CT data</b>					
Max. input current (CT second side)	5A				
Max.current (CT detection)	250A	600A	1200A	2000A	4000A
Accuracy (@ rated CT current)	0.5	0.5	0.5	0.5	0.2
<b>Communication</b>					
RS485	Yes				
Ethernet	Yes				
Max.inverter number	32				
Communication distance	RS485: 500m Internet cable: 100m				
<b>General data</b>					
Dimensions (W/H/D)	350/330/107mm				
Weight	6kg				
Operation temperature range	-25°C ... +60°C				
Cooling concept	Natural Cooling				
Environmental protection rating	IP65				
Relative humidity	0-100%				
Altitude	2000m				
CE					





# NANYANG 100MW HILL PLANT

100MW ◀

Henan, China ◀

Growatt 40000TL3-S ◀



# UKRAINE 5MW SOLAR PLANT

▶ 5MW

▶ Ukraine

▶ MAX 50KTL3 LV





# VIETNAM 3MW SOLAR PLANT

- ▶ 3MW
- ▶ Vietnam
- ▶ MAX 80KTL3 LV



# THAILAND 134MW SOLAR PLANT

- ▶ 134MW
- ▶ Phitsanulok, Thailand
- ▶ Growatt 16700TL3-HE-TH



# THAILAND 600KW SOLAR PLANT

- ▶ 600KW
- ▶ Thailand
- ▶ MAX 60KTL3 LV





# NETHERLANDS 500KW SOLAR SYSTEM

- ▶ 500KW
- ▶ Netherlands
- ▶ MAX 60KTL3 LV  
MAX 70KTL3 LV



# NETHERLANDS 200KW SOLAR PLANT

- ▶ 200KW
- ▶ Netherlands
- ▶ MAX 60KTL3 LV



# NETHERLANDS 500KW SOLAR SYSTEM

- 500KW ◀
- Netherlands ◀
- MAX 60KTL3 LV ◀





# DENMARK HOME STORAGE SYSTEM



- ▶ 3.6kW
- ▶ Denmark
- ▶ SPH6000+GBLI6531 Battery



# HUNGARY HOME SOLAR SYSTEM

- ▶ 5kW
- ▶ Hungary
- ▶ MIN 5000TL-XE



- ▶ 3.6kW
- ▶ Italy
- ▶ MIN 3600TL-XE

